



Cincinnati  
Museum Center

2022–2023

# Educator's Guide



## Dear Educators,


Welcome to the 2022-23 school year! As my own children load up their backpacks, I can feel their butterflies of excitement as they head back to class. I hope you're feeling some of that same anticipation, and that the summer brought you some well-deserved rest after the roller coasters of the past few years.

At CMC, we're looking forward to an exciting year! Don't miss our new permanent exhibits, *Made in Cincinnati* and the *John A. and Judy Ruthven Get Into Nature Gallery* – and come back to see a reopened favorite in *The Cave*. Or check out our Fall featured exhibition, *Dinosaurs of Antarctica*, and the OMNIMAX® film that accompanies it. During your field trip, book a classroom program or Conversation with an Expert to augment connections to standards and add to your students' hands-on learning.

Our Programs-on-Wheels outreach and digital programs bring CMC content to you and book fast – call us now to reserve your in-person or digital programs, Conversations with an Expert or Virtual Field Trips. CMC has flexible, safe protocols that can adapt experiences to your needs, no matter what this school year holds.

Thank you for the ways large and small that you care for our kids. We look forward to supporting you and your learning needs – this year and beyond!

Kind regards,



**Whitney Owens**  
Chief Learning Officer

## Table of Contents

Field Trip Planning Guide .....	3
Children's Museum .....	4
Cincinnati History Museum .....	5
Museum of Natural History & Science .....	6
Robert D. Lindner Family OMNIMAX® Theater .....	7
Featured Exhibitions .....	9
Nancy & David Wolf Holocaust & Humanity Center .....	11
Group Programs at Union Terminal and Your Location .....	12
Virtual Field Trips .....	19
Virtual Programs .....	20
Cincinnati History Library and Archives .....	21
Ohio History Day .....	21
Cincinnati Museum Center Youth Program .....	22
Just for Educators .....	22
Early Childhood Teacher Professional Development .....	23
Programs at the Richard & Lucile Durrell Edge of Appalachia Preserve System .....	24
Pricing .....	25
Stay Connected .....	26

# Field Trip Planning Guide

## How to Schedule an Experience

Submit an online reservation request form at [cincymuseum.org/educators](http://cincymuseum.org/educators) or call (513) 287-7021 Sunday through Saturday from 9 a.m. to 5 p.m. Requests are tentative until you receive confirmation by email. PTO members, curriculum coordinators and other support staff, please be prepared to share the contact information of the educator who will be present on the day of the experience. Guidelines and experiences may vary due to ongoing changes in COVID guidelines. Please call (513) 287-7021 for updated information.

## Payment

We accept credit card, check or Purchase Order. Payment is due no later than two weeks before your experience.

## Cancellation

Please submit cancellations no later than two business days before the experience. Cancellations within two business days will pay 50% of the reservation. No-shows will pay 100% of the reservation. If your cancellation is due to weather, please call (513) 287-7021 as soon as possible to cancel without penalty.

## Chaperones

The chaperone ratio for preschool through grade 1 is 1:5; grades 2 through 8 is 1:10; grades 9 through 12 is 1:15. Groups must maintain their chaperone ratio at all times, including during classroom activities at Union Terminal.

## Arrival and Parking

Please arrive 15-30 minutes early so the group's primary representative can check in with completed paperwork, including number of students and chaperones. Vehicles should pull up to the front entrance door to unload. School buses and marked passenger vans may park for free in our parking lot. Additional vehicles are \$6 each.

## Lunches

All groups planning to eat must reserve a half-hour time slot at the lunch tables for \$.50 per individual. Tables are limited and should be booked at the time of your reservation. Tables may not be available based on COVID restrictions, so please ensure this information is included in your confirmation email. Pre-ordered box lunches are available for school groups. Email [groupmenu@cincymuseum.org](mailto:groupmenu@cincymuseum.org) for details. Payment for boxed lunches must be made separately from museum reservations.



## Tips for Teachers

- Please prepare your chaperones! Provide trip information, schedule of the day from your confirmation letter and a list of students that will be in their group. Talk with them about active chaperoning.
- Make the most of your experience by providing guided questions for students to further engage their learning.
- Complete your check-in slip before you arrive.
- Ensure students are easily identifiable to your chaperones and our staff. If possible, have them wear the same color shirts.
- Assign students to a chaperone before they leave school. Make sure students know to look for a staff person if they get lost or separated from the group. You can tell them to look for helpers in red polo shirts!
- Leave as much as you can in the bins provided at check-in to avoid lost coats, bags, etc.

## Reservation Summary

School name \_\_\_\_\_  
School address \_\_\_\_\_  
Teacher name \_\_\_\_\_  
Teacher email \_\_\_\_\_  
Teacher day-of phone number \_\_\_\_\_  
Form of payment \_\_\_\_\_  
Date of visit \_\_\_\_\_  
Backup date \_\_\_\_\_  
Time of arrival \_\_\_\_\_  
Time of departure \_\_\_\_\_  
Number of students \_\_\_\_\_  
Number of chaperones \_\_\_\_\_  
Grade level \_\_\_\_\_  
Any special accommodations \_\_\_\_\_  
Area of study inspiring the field trip \_\_\_\_\_



# Museums at Union Terminal

## Children's Museum

At the Children's Museum, we know play is critical to the development of social-emotional skills, cognitive growth and motor development. Discover interactive fun for kids ages 10 and younger in our hands-on exhibit areas. With programming covering art, reading, science and more, there's fun for all types of learners!

### *Animal Spot*

Study specimens from CMC's collections, learn about the needs of living creatures and discover how each living organism is connected to its environment. Complete a three-layer fish puzzle, observe collection pieces and explore how animals move, live and eat.

### *Energy Zone*

Have a blast with ball-propelling stations that highlight cause-and-effect relationships, energy forces and simple and complex machines. Analyze which path a ball must take to reach its destination and determine which machines or forces can get it there.

### *Inside the Grin*

Step inside a giant mouth to learn about oral health and polish your dental "chops." Practice proper technique with giant floss and a toothbrush. Encounter oral healthcare in a positive way to ease fears and misconceptions about visiting the dentist and caring for your smile.

### *Kids at Work*

Step into a construction site that provides spaces to design and build. Work cooperatively to move rocks and build with a variety of materials. Put simple shapes together to produce more complex structures that make work easier.

### *Kids' Town*

Explore a busy town that includes a Kroger grocery store, post office, diner, veterinarian's office and other places to imagine and pretend. Try out roles such as shopping for groceries, delivering mail, cooking meals and repairing a car.



### *KidSPACE*

Science. Play. Art. Creativity. Exploration. That's what KidSPACE, supported by the Dorsey Family Foundation, is all about. Confront challenges and explore new opportunities while you use your hands and your minds to encourage invention.

### *The Woods (ages 5 and up)*

Hike into the wilderness and explore our indoor treehouse, caves and crawling tubes that challenge your physical abilities and spark your imagination! Climb a rock wall and discover hidden treasures buried deep within Earth's layers.

### *Water Works*

Observe floodplains and control a river's flow! Interact with hydraulic learning stations that demonstrate water as a force of nature and source of energy. Use the power of water to set machines in motion that encourage cooperation and problem-solving.

### *Nature's Trading Post*

Explore and care for the natural world by respectfully observing and collecting. Look, touch and ask questions about museum collections and things from the natural world that other traders have found. Due to limited space, "trading" is only available to general admission guests.



# Museums at Union Terminal

## Cincinnati History Museum

### *Cincinnati in Motion*

Explore the city's urban development through a scale model of downtown Cincinnati during different decades. Identify landmarks still in existence today.



### *Made in Cincinnati*

From Porkopolis to tomorrow's modern tech hub, discover how innovation is, and always has been, in Cincinnati's DNA. Meet businesses built on artisanal, handcrafted goods and encounter objects that show the impact of industrialization. Meet the next generation of entrepreneurs and celebrate our region's innovative and industrious spirit.



### *Shaping Our City*

See how Cincinnatians developed and used steamboats, canals, inclines, streetcars and automobiles. Explore shifting regional transportation, from Indigenous riverways to steam power, from the internal combustion engine to the Hyperloop. Ponder how the transportation we choose shapes our communities in the future.



### *Public Landing*

Take a trip down the Ohio River to the Public Landing and experience Cincinnati as it appeared during the mid-19<sup>th</sup> century. Investigate storefronts representing the city's busy commercial and industrial center through interactive displays, while learning about those who immigrated to the city and helped make Cincinnati one of the largest western cities in the growing United States.



### *You are Here*

Discover Cincinnati's unique features, diverse population and rich cultural traditions. Connect with our region's history, present and future by exploring "only in Cincy" traditions and investigating what it means to live, work and play in the Queen City.



## Virtual Field Trips

Bringing your students to Union Terminal for a day of learning and enrichment? Use our Virtual Field Trips – including expert interviews only found here – to introduce topics before your visit or explore more back in the classroom.

See page 19 for more information.





# Museums at Union Terminal

## Museum of Natural History & Science

### *Dinosaur Hall*

Meet *Galeamopus* and *Torvosaurus*, two huge dinosaurs new to science. Learn about the Jurassic environment, and how dinosaurs and other plants and animals adapted to thrive. Measure yourself against an *Apatosaurus* leg bone and discover how scientists find and study fossils.

### *The Ice Age*

Journey back in time to discover what the region looked and felt like more than 23,000 years ago. Stand face-to-tusk with a mastodon skeleton and learn more about the salt deposits that drew these incredible beasts and their hunters to the region. Learn the impact of humans on our environment and climate change, and how ecosystems, biodiversity and landscapes change over time.

### *John A. and Judy Ruthven Get into Nature Gallery (coming November 2022)*

Take a walk through the four seasons and get to know the plants and animals in the Eastern Forest. Explore using your senses: mimic insect sounds, smell decomposing leaves as you learn what breaks them down, get a feel for adaptations that help animals survive freezing conditions and see native plants in bloom. Meet live animals and plants you can look for in your environment, whether you live near the Edge of Appalachia Preserve, the city of Cincinnati or anywhere else in this region.



### *Neil Armstrong Space Exploration Gallery, presented by the Harold C. Schott Foundation*


Appreciate Ohio's proud aviation heritage. Follow in the small steps and giant leaps of Neil Armstrong and see if you have the right stuff to explore Mars and beyond. Experience a 360° theater and artifacts that can only be seen in Cincinnati — including a moon rock presented to CMC by Armstrong himself.

### *Science Interactives, sponsored by Procter & Gamble*

Power a giant science playscape! Hoist yourself up with pulleys, watch clouds form and use physics to your advantage in a tug-of-war. Watch a tornado form in a 13-foot vortex chamber, customize your own rocket cone and test its aerodynamics and see your body in a whole new way with our infrared camera.

### *The Cave*

Investigate the world beneath us through 500 feet of darkened passageways inside our replica limestone cave. Experience a waterfall, underground streams, a formation chamber and the bat enclosure, home to CMC's own big brown bat colony!




## Virtual Field Trips

Bringing your students to Union Terminal for a day of learning and enrichment? Use our Virtual Field Trips – including expert interviews only found here – to introduce topics before your visit or explore more back in the classroom.

See page 19 for more information.



# The Robert D. Linder Family OMNIMAX® Theater



The Robert D. Lindner Family OMNIMAX® Theater takes you to places you can only imagine. Immerse yourself in epic adventures in our five-story domed theater, from the untamed beauty of our natural parks, to the edge of an active volcano in Indonesia, to the vast underground world of caves. Each film is approximately 50 minutes long.

## Feature Films



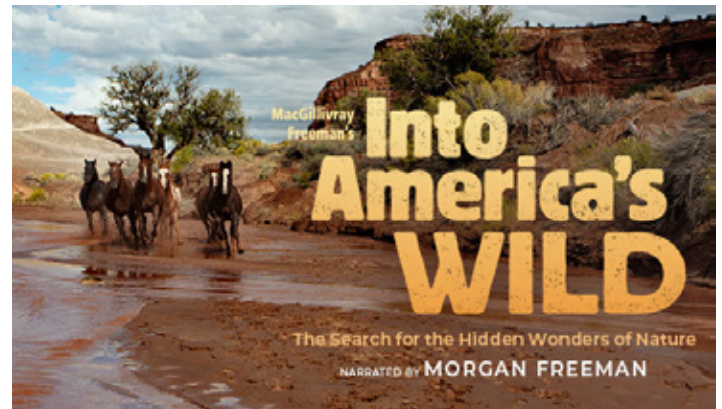
### *Dinosaurs of Antarctica*

**Available beginning October 14**

Journey to the polar landscapes of Antarctica hundreds of millions of years ago to roam the primitive forests and thick swamps with bizarre dinosaurs and colossal amphibians. Join intrepid Antarctic scientists on a quest to understand the ice continent's profound transformation—and to predict the future as humans drive dramatic change.

*Dinosaurs of Antarctica: The OMNIMAX® Film* is produced by Giant Screen Films. Major funding was provided by the U.S. National Science Foundation. Project partners include David Clark Productions; Discovery Place; the Field Museum; The Franklin Institute; The Natural History Museum of Utah; and NHNZ (Natural History New Zealand). The film is distributed worldwide by Giant Screen Films and D3D Cinema.

[Dinosaurs of Antarctica Education Materials](#)



### *Into America's Wild*

Journey on a cross-country adventure via kayak, bike, train, hot air balloon, zipline and more across some of the most beautiful but little-known landscapes of North America.

[Into America's Wild Education Materials](#)



# The Robert D. Linder Family OMNIMAX® Theater

## Custom Films

Choose from our feature OMNIMAX® films or a suite of classics you can reserve at 9 a.m., 9:30 a.m., 10 a.m. or 10:30 a.m. Minimum 30 individuals.

### ***Ancient Caves***

Follow paleoclimatologists on a mission to unlock the secrets of Earth's climate in the most unlikely of places: caves.

[Ancient Caves Education Materials](#)

### ***Backyard Wilderness***

Spanning a full year of seasons, revel in the wild that surrounds even our suburban homes and discover that Wi-Fi is not the only connection that matters.

[Backyard Wilderness Education Materials](#)

### ***Great Bear Rainforest***

Set in one of the planet's most exquisite and secluded wildernesses on Canada's rugged Pacific coast, experience this story of wilderness and balance, belief and preservation.

[Great Bear Rainforest Education Materials](#)

### ***National Parks Adventure***

Get ready for the ultimate off-trail adventure into the nation's awe-inspiring great outdoors and untamed wilderness in an action-packed expedition that inspires the adventurer in us all.

[National Parks Adventure Education Materials](#)

### ***Superpower Dogs***

Marvel at the lifesaving superpowers and extraordinary bravery of some of the world's most amazing dogs, revealing the astonishing science behind their extraordinary abilities.

[Superpower Dogs Education Materials](#)

### ***Volcanoes: The Fires of Creation***

Journey across the globe to see the archaeological ghost town of Pompeii, hydrothermal vents at the bottom of the ocean and the lengthy eruption and aftermath of the devastating 2018 Kilauea outburst in Hawaii.

[Volcanoes: The Fires of Creation Education Materials](#)



Photo: *Ancient Caves*




Photo: *National Parks Adventure*



# Featured Exhibitions at Union Terminal



## *Dinosaurs of Antarctica*

**October 14, 2022 – January 15, 2023**

Come along on a dramatic adventure to Antarctica—one of the most isolated and dangerous environments on Earth—and witness the latest discovery: dinosaurs. Follow scientists as they brave extreme conditions to excavate and bring home remarkable fossils that deepen our understanding of life on Earth.

*Dinosaurs of Antarctica: The Exhibit* was developed by the Field Museum, Chicago in partnership with the Natural History Museum of Los Angeles County, Discovery Place – Charlotte, NC, and the Natural History Museum of Utah. Generous support was provided by the Kenneth C. Griffin Charitable Fund.

<https://www.cincymuseum.org/dinosaurs-of-antarctica>



## *America's Epic Treasures featuring Preternatural by Michael Scott*

**Open through January 8, 2023**

View works inspired by the beauty of natural landscapes and the destructive and rejuvenating nature of the elements. Supported by Marilyn J. Scripps, Phillip and Whitney Long and Helen and Brian Heekin.

<https://www.cincymuseum.org/americas-epic-treasures/>

# Featured Exhibitions at Union Terminal



## *Holiday Junction featuring the Duke Energy Holiday Trains*

**November 11, 2022 – January 2, 2023**

Enter a winter wonderland for a trip through time. Get track-level and birds-eye views of model trains from 1904, the 1930s, 1950s and more. A holiday staple since 1946, the Duke Energy Holiday Trains feature more than 60 locomotives and 300 rail cars on 1,000 feet of track.

<https://www.cincymuseum.org/holiday-junction/>



## *Our Shared Story: 200 Years of Jewish Cincinnati*

**Open through October 2, 2022**

Explore 200 years of Jewish life in Cincinnati through this exhibition developed by Cincinnati Museum Center, the Nancy & David Wolf Holocaust & Humanity Center and partners from the Jewish Cincinnati Bicentennial. Meet ordinary and extraordinary individuals whose innovation, persistence and creativity founded organizations, businesses and movements that shape our region today.

Supported by Nancy & David Wolf Holocaust & Humanity Center, Jewish Cincinnati Bicentennial, Jewish Federation Cincinnati, Jewish Foundation of Cincinnati, PNC, Institute of Museum and Library Services, Ohio Humanities and OH SHARP.

<https://www.cincymuseum.org/our-shared-story/>



# Nancy & David Wolf Holocaust & Humanity Center



## Engage with History by Booking a Field Trip

Explore the Holocaust & Humanity Center's interactive, award-winning museum through the voices of those who witnessed the history. Take a journey with local survivor stories featuring artifacts, photographs, quotes and video testimony. Learn about character strengths in the Humanity Gallery and leave feeling inspired to be the best of humanity today.

## Inspire Future Leaders

*Jacob G. Schmidlapp Bystander to Upstander: Youth Leadership Day*

Tuesday, March 7, 2023  
9 a.m. to 2:30 p.m

Inspire students to be changemakers and learn about what it means to be an *upstander*. This one-day workshop for 7<sup>th</sup> and 8<sup>th</sup> grade students features interactive hands-on sessions with historical examples. Students engage in dialogue with their peers from different schools and backgrounds during the sessions. Nominate your students for this impactful experience starting in early December.



## Teach Complex History

Help students make local connections to content, develop empathy and think critically with HHC's dynamic curricular resources. Designed with secondary students in mind, HHC's curricular resources make complex history accessible to young learners and inspire future Upstanders. From interactive digital choice boards to primary source inquiry lessons, HHC's classroom activities can be easily integrated into any existing ELA and social studies curriculum.

## Learn with HHC

Continue to learn and grow as an educator with HHC's professional development workshops. HHC's workshops offer practical, research-based ideas for classroom implementation. Enjoy access to cutting edge scholarship, primary sources and testimony from local survivors, and curricular support from HHC staff. Workshops can be tailored to meet each school district's unique initiatives and are delivered both at the Center and at school sites.

For more information, please visit [www.holocaustandhumanity.org](http://www.holocaustandhumanity.org).

# Group Educational Programs

Immerse your students in educational and entertaining topics such as dinosaurs, world cultures, archaeology, local history and animals with exciting hands-on programs that meet state and national standards. Enhance your students' visit to Union Terminal with any of our programs as Programs at Union Terminal or let us pack up the car and bring them to you as Programs-on-Wheels! Several programs can be digitally streamed into your classroom, as well. See pricing information by location on page 25.

## Early Childhood Programs (PreK-K)

- Minimum age requirement: 3 years
- Program length: 45 minutes
- Maximum 25 students per program

## Primary and Secondary Programs (1<sup>st</sup>-12<sup>th</sup>)


- See program description for topic-specific grade levels
- Program length: 60 minutes
- Maximum 30 students per program

## Exploration Stations

- Hands-on, informal learning perfect for family nights, field days or other events where guests are "on the move"
- Designed to entertain guests of many ages and interests as they explore at their own pace
- Single stations can accommodate up to 20 people at a time; please book multiple stations or host additional activities to accommodate larger audiences. Please call with questions.
- Look for the **ES** designation for available topics

## Virtual Programs

- In-person connections not an option? Bring CMC's vibrant programs live to your classroom (or class-ZOOM) via virtual connection. CMC can supply the connection or present on a variety of platforms.
- Early Childhood Program length is 30 minutes. Primary and Secondary Program length is 45 minutes. Maximum number of students per session is the same as in-person programs.



## Scheduling Information

Group Educational Programs are available as Programs at Union Terminal Mondays through Fridays. Programs-on-Wheels are available at your location on any day or time, pending staff availability. Multi-session discounts are available, and seasonal value pricing applies. To schedule, call (513) 287-7021 or visit [www.cincymuseum.org/educators](http://www.cincymuseum.org/educators) to fill out a program request form.

## Programs-on-Wheels Presenting Sponsor



## Key

- ES** Available as Exploration Station
- V** Available to be presented virtually
- \*** Requires large open space such as muscle room or small gym

## Standards Key

### Science Standards

- ESS** Earth and Space Science
- PS** Physical Science
- LS** Life Science
- ED** Engineering Design
- Sci** Early Education Science (KY only)
- SI** Science Inquiry (OH only)
- B** Biology (OH only)

### Social Studies Standards

- H** History
- G** Geography
- Gov** Government
- E** Economics
- C** Civics
- SS** Early Education Social Studies (KY only)



# Group Educational Programs

## Early Childhood Programs (PreK-K)

### 3... 2... 1... Blast Off! \* ES V

Build the solar system in your classroom, then blast off with radio-controlled space shuttles to explore what's beyond our planet. View photos and learn about gravity, asteroids, orbits and more.

**OH ESS:** P, K; **PS:** K; **SI:** P

**KY Sci:** P

### A Cultural Experience

Use music, toys, colorful clothing and role-playing to explore cultures from Peru, Japan and Mali.

**OH PS:** P, K; **SI:** P; **H:** P, K; **G:** P, K

**KY H:** K; **G:** K; **SS:** P

### Coral: A Colorful Community ES

Learn what coral is, where it lives, what it eats and how it protects itself. Explore real coral skeletons, role-play a coral polyp and view pictures of some of the creatures that live in a coral reef. Make a coral reef habitat come to life with beautiful puppets.

**OH ESS:** P; **LS:** P, K; **SI:** P

**KY ESS:** K; **LS:** K; **Sci:** P

### Dino Dig \* ES V

Growl, claw and walk like a dinosaur! Dig up fossils and identify which dinosaurs they came from. Learn about different kinds of dinosaurs, including what they looked like, what they ate and how they protected themselves.

**OH PS:** K; **LS:** P, K; **SI:** P

**KY ESS:** K; **LS:** K; **Sci:** P

### “Egg”-cellent Eggs

Explore bird eggs and learn about their shapes, sizes, colors and nests through hands-on activities. Learn about the other animals that lay eggs, and crack open an egg to find out what's inside.

**OH PS:** K; **LS:** P, K; **SI:** P

**KY ESS:** K; **LS:** K; **Sci:** P

### From the Backyard to the Barnyard

Use puppets to investigate animals that live in backyard or barnyard habitats. Meet one of our resident animals, investigate what this animal eats and discover how it finds food by echolocation.

**OH ESS:** P; **PS:** K; **LS:** P, K; **SI:** P

**KY ESS:** K; **LS:** K; **Sci:** P

### How Does Your Garden Grow?

Gain an introduction to the diverse world of plants! Learn what they need to grow, what parts they have and the stages of the plant life cycle. Investigate the differences between fruits and vegetables. Then spend some time digging in the dirt and plant your own seed to take home.

**OH ESS:** P; **LS:** P, K; **SI:** P

**KY ESS:** K; **LS:** K; **Sci:** P

### Our Five Senses

It takes a nose to know, or maybe hands, ears, eyes or a tongue! Explore the magic of your senses through fun, hands-on activities and interact with a live animal.

**OH PS:** P, K; **LS:** P, K; **SI:** P

**KY Sci:** P

### Rainforest Adventure

Take an imaginary tour of the layers of the rainforest to learn about the animals and plants that live there. Meet several live animals that call the rainforest home.

**OH ESS:** P, K; **LS:** P; **SI:** P

**KY ESS:** K; **LS:** K; **Sci:** P

### Snug as a Bug ES

Build a bug, see through the eyes of a fly and learn the life cycle of a caterpillar. Explore how insects protect themselves by playing a game of hide-and-seek with a very hungry frog. Meet and touch live insects and marvel at incredible mounted bugs from around the world.

**OH PS:** K; **LS:** P, K; **SI:** P

**KY ESS:** K; **LS:** K; **Sci:** P



## Key

**ES** Available as Exploration Station  
**V** Available to be presented virtually

**\*** Requires large open space such as muscle room or small gym

# Group Educational Programs

## Stuffee, the Amazing Anatomy Doll **V**

Meet Stuffee, a seven-foot-tall, blue-haired, smiling anatomy doll that unzips to show what's inside all of us. Feed Stuffee lunch and use stethoscopes to listen to your own beating heart.

**OH LS:** P, K; **SI:** P

**KY Sci:** P

## Tall Tails

Hop, prop and crawl your way to learning about animal adaptations. Try on larger-than-life costumed tails, morph into different animals, then hear a tall tale about two unique local animals.

**OH LS:** P, K; **SI:** P

**KY ESS:** K; **LS:** K; **Sci:** P

## Wild About Animals \*

From Africa to Antarctica, become part of the wild animal kingdom. Take an imaginary safari across Africa and look through binoculars to see zebras, lions and more! Waddle like a penguin in the coldest place on Earth, then hop on over to a continent with some unusual Down Under residents.

**OH LS:** P, K; **SI:** P; **G:** K

**KY ESS:** K; **LS:** K; **Sci:** P; **SS:** P

## Wonders of Weather

Investigate seasonal weather patterns, complete the water cycle, make some snow and race clouds. Have a hair-raising experience with lightning and take home jewelry with sun-sensing abilities.

**OH ESS:** P, K; **PS:** P; **SI:** P

**KY ESS:** K; **Sci:** P

## Primary and Secondary Science Programs

(Grade levels vary; organized by grade range, starting with younger grades)

### Awesome Animal Adaptations 1<sup>st</sup>–8<sup>th</sup> **ES V**

Explore animal habitats and adaptations. Meet and touch live animals that may include a bat, snake, box turtle, salamander, frog and/or hissing cockroaches. Learn about and handle unique items from our collections such as baleen, caribou fur and armadillo armor.

**OH LS:** 1, 2, 3, 4, 5, 6, 7

**KY LS:** 1, 2, 3, 4, 5, 6, 8

### Bats 1<sup>st</sup>–8<sup>th</sup> **ES V**

Walk like a bat! Fly like a bat! Meet a live native bat! Explore echolocation to understand how it works and hear what it sounds like. Learn about these truly amazing, yet misunderstood animals through a slide presentation, game, artifacts and more.

**OH LS:** 1, 2, 3, 4, 5, 6

**KY LS:** 1, 2, 3, 4, 5, 6, 7, 8

### Coral: A Colorful Community 1<sup>st</sup>–3<sup>rd</sup> **ES**

Biodiversity is the name of the game when it comes to the coral reef, “rainforest of the sea!” Learn all about the organisms that build the reef. Touch real coral skeletons and learn how coral polyps feed and protect themselves. Explore the interconnectedness of the many organisms who make up the coral reef community through puppet play time and a symbiosis puzzle!

**OH LS:** 1, 2, 3

**KY LS:** 1, 2, 3

### Digging for Dinosaurs 1<sup>st</sup>–4<sup>th</sup> \* **ES V**

Uncover fossils on a mock paleontological dinosaur dig. Discuss Cincinnati’s world-famous Ordovician fossils, learn how fossils are formed and unearth how to differentiate them from rocks. Touch fossils from dinosaurs including *Allosaurus*, *Triceratops*, *Iguanodon* and more – a junior paleontologist’s dream!

**OH LS:** 1, 2, 3, 4

**KY LS:** 1, 3, 4

### Dinosaur Discovery 1<sup>st</sup>–5<sup>th</sup>

\*Available beginning November 1\*

\*Available at Union Terminal ONLY\*

Step into the role of a paleontologist and work with your team to unwrap fossils from near and far away. Practice your paleontological skills by handling real and cast fossils, conducting research and presenting findings. Discover what adaptations dinosaurs had to survive in their habitats, why they went extinct and how we know so much about them using fossils from *Tyrannosaurus*, *Stegosaurus*, *Velociraptor* and more!

**OH LS:** 1, 2, 3, 4

**KY LS:** 1, 3, 4; **ESS:** 2, 4

## Key

**ES** Available as Exploration Station

**V** Available to be presented virtually

**\*** Requires large open space such as muscle room or small gym



# Group Educational Programs

## Engineer it! 1<sup>st</sup>–4<sup>th</sup> ES

Explore engineering using step-by-step instructions and colorful construction kits. Solve problems by building working belt-driven machines. Utilizing the engineering design process, improve your inventions by conquering friction and making tension work for you!

**OH PS:** 1, 2

**KY PS:** 2, 3; **ED:** K-2, 3-5

## Fantastic Flora 1<sup>st</sup>–3<sup>rd</sup>

Animals aren't the only ones with amazing adaptations; plants are masters of survival as well! Tour the plant life cycle with posters and hands-on activities, focusing on the unique ways plants disperse their seeds, attract pollinators and manufacture food. Learn about the parts of the plant, photosynthesis, germination, pollination and more! Each student will leave with a planted seed of their own.

**OH ESS:** 1; **LS:** 1, 2, 3

**KY LS:** 1, 2, 3

## Forces of Nature 1<sup>st</sup>–4<sup>th</sup> ES

Investigate weather patterns and natural phenomena through activities that shake, shock and erupt! Review the steps of the water cycle, learn about tectonic plates and model the power of earthquakes, tornadoes, volcanos and lightning. Use teamwork to attempt to build a house that is unshakeable!

**OH ESS:** 1, 2, 4; **PS:** 2

**KY ESS:** 2, 3, 4; **ED:** K-2, 3-5

## Incredible Insects 1<sup>st</sup>–5<sup>th</sup> ES V

Get up close and personal with the creatures that make up Earth's largest group of animals! Learn the characteristics of insects, see the world through the eyes of a fly and learn amazing facts about insect defense, including camouflage and mimicry. Meet live insects and view mounted insect specimens from across the globe.

**OH LS:** 1, 2, 3, 4, 5

**KY LS:** 1, 2, 3, 4, 5

## Reasons for the Seasons 1<sup>st</sup>–5<sup>th</sup> ES

Using globes, rotate and revolve your way to learning about the seasons and understanding why summer is warmer and winter is colder. Create the sounds of spring and explore seasonal camouflage with mounted animal specimens from our collections. Win a wintry prize if you can identify animal visitors from their scat and tracks left behind.

**OH ESS:** 1, 2, 5; **LS:** 1, 3

**KY ESS:** 1, 5; **LS:** 1, 3, 5

## What's the (State of) Matter? 1<sup>st</sup>–3<sup>rd</sup>

\*Available beginning November 1\*

Learn about solids, liquids, gases and plasma through fun, bubbly, sticky and electrifying experiments. Mix different states of matter to create something that isn't quite a solid, liquid, gas or plasma and learn where it fits in the world of matter.

**OH PS:** 1, 3

**KY PS:** 2

## Evolution of Diversity: A History of Earth's Changes 2<sup>nd</sup>–8<sup>th</sup> ES

Investigate how land masses have moved and shifted through time. Explore a timeline of major species evolution and extinction events. Learn about local ancient creatures, the habitat in which they lived and their adaptations. See an Ordovician period diorama and fossil specimens from museum collections.

**OH ESS:** 8; **LS:** 2, 3, 4, 6, 7, 8

**KY ESS:** 2, 4, 6, 8; **LS:** 3, 4, 8

## Your Heart, Your Blood, Your Health 2<sup>nd</sup>–6<sup>th</sup>

Learn how the heart is packaged, the way it works, how it sounds, which system it's part of and what it pumps. Get a closer look at capillaries, run a little race, test your food group knowledge and identify some giant microbes.

**OH LS:** 6

**KY LS:** 4



## Key

- ES** Available as Exploration Station
- V** Available to be presented virtually
- \*** Requires large open space such as muscle room or small gym

# Group Educational Programs

## Experimenting with Physical Science 3<sup>rd</sup>–6<sup>th</sup> ES

What shapes do bubbles take? Does sound vibrate? Explore bubbles, sound, electricity, magnets, motion, light, color, mirrors and optical illusions in this inquiry-based program. Create hypotheses, perform experiments, draw conclusions and share your discoveries.

**OH PS:** 3, 4, 5, 6

**KY PS:** 3, 4, 6, 7; **ED:** 3-5

## Geology Rocks 3<sup>rd</sup>–7<sup>th</sup> ES

Transform into a geologist for the day! Learn about rocks and minerals while viewing and handling impressive specimens from our collections. Examine and classify specimens to learn their true identity, then test your knowledge of everyday uses of minerals.

**OH ESS:** 3, 4, 6; **PS:** 7

**KY ESS:** 4; **PS:** 5

## Tour the Solar System 3<sup>rd</sup>–6<sup>th</sup> ES V

Soar through the solar system with images from Mercury, Neptune and beyond. Touch real meteorites and rocks like the ones found on our Moon and learn about why the gas giants are so colorful. Figure out your galactic address, visualize the distance between planets and observe the crushing effects of air pressure!

**OH ESS:** 4, 5; **PS:** 3

**KY ESS:** 5, 6; **PS:** 5

## Animal Identification: The Science of Skulls 4<sup>th</sup>–8<sup>th</sup> ES

Who's there? Use clues such as skull size and shape, type and number of teeth and eye placement to identify a variety of Ohio mammals using their skulls and a dichotomous key. Gain a great introduction to the science of classification.

**OH LS:** 5, 6

**KY LS:** 4

## Chemistry in Your Hands 4<sup>th</sup>–7<sup>th</sup> ES

Heat it up and cool it down! See and feel the evidence of physical versus chemical change. Watch your experiments change color as you create acids and bases. Learn chemistry basics and practice lab safety. Beware — the results you take home may be slimy!

**OH PS:** 4, 6, 7

**KY PS:** 5, 6, 7

## Exploring Nano Science 4<sup>th</sup>–8<sup>th</sup> ES

From clothing to household products and computers, nanotechnology is all around us. But what is nano science? It's science on the scale of the nanometer, which is just one billionth of a meter! Perform up to six experiments to explore the unique behavior of atoms and molecules on the nano scale. Strong reading skills are necessary for this program.

**OH PS:** 6, 7, 8

**KY PS:** 5, 6, 7

## ABC: Arches, Bridges & Construction 5<sup>th</sup>–8<sup>th</sup>

Work in teams to build arches, a suspension bridge and a truss bridge you can actually crawl across. Learn what makes bridges work – anchors, beams and compression. Explore the concepts of live load, dead load and environmental stress.

**OH PS:** 8

**KY ED:** 3-5, 6-8

## Forensics: The Science of Crime 5<sup>th</sup>–8<sup>th</sup> ES

Analyze human skull replicas to determine the sex and ethnicity of a fictional victim. Combine clues from the skull with crime scene evidence to determine the identity of a missing person and speculate as to the cause of death. Program can be expanded to include human evolution. Call for details.

**OH LS:** 8

**KY LS:** 8

## Superheroes of STEMville 5<sup>th</sup>–12<sup>th</sup> ES

Calling all science heroes! The citizens of STEMville need your engineering and math skills to solve a series of challenges and save the community. Use the engineering design process to define the problems; then imagine, create and test solutions. Improve as needed until you save the city!

**OH PS:** 5, 6

**KY PS:** 6; **ED:** 3-5, 6-8

## Key

**ES** Available as Exploration Station

**V** Available to be presented virtually

**\*** Requires large open space such as muscle room or small gym

# Group Educational Programs

## Best of Biology 7<sup>th</sup>–12<sup>th</sup> **V**

Apply the concepts of adaptation, taxonomy and genetics to the natural world. Gain hands-on practice interpreting and creating phylogenetic trees or cladograms. Then, investigate phenotypes and genotypes of an assortment of bird specimens from museum collections.

**OH LS:** 6, 8; **B:** 9-12

**KY LS:** 8, 9-12

## Primary and Secondary Social Studies Programs

(Grade levels vary; organized by grade range, starting with younger grades)

### Archaeology of Ohio's Native Peoples 3<sup>rd</sup>–8<sup>th</sup>

Gain an introduction to the major cultural groups of Ohio's prehistory and discover the tools, natural resources and skills that allowed them to survive. Using a timeline, view these local cultures within the context of civilizations around the world. Explore techniques that archaeologists use to gather information and make inferences about people of the past. Use artifacts to experience quadrant mapping and create an example of stratigraphy for your group to keep.

**OH H:** 3, 4, 5, 6; **G:** 3, 4, 5

**KY H:** 3, 4, 6, 7; **G:** 3, 5; **E:** 4, 6

### Impact of Inventions 1<sup>st</sup>–6<sup>th</sup> **ES V**

Many inventors, including Thomas Edison, Lewis Howard Latimer, Garrett Morgan, Eli Whitney, George Washington Carver and Patricia Bath, have created items that change our daily lives. Use a timeline, experiments, hands-on activities and role-playing to investigate the impact of their inventions and others on the past, present and future of our world.

**OH H:** 1, 2, 3, 4; **G:** 2, 3, 5; **Gov:** 2, 3; **E:** 2, 4, 5, 6

**KY H:** 1, 2, 3, 5

### One World, Many Cultures 1<sup>st</sup>–4<sup>th</sup> **V**

Take a trip around the world using maps and travel buddies to navigate your way. Explore cultures from Africa, Asia, Australia and South and North America through clothing, crafts, games, celebrations, music and photographs.

**OH G:** 1, 2, 3

**KY H:** 3; **G:** 1, 3

### Transportation Transformations 1<sup>st</sup>–6<sup>th</sup> **ES**

Learn how canals, streetcars and inclines impacted the growth of Cincinnati from the 1820s through the 1950s. Hear a period folksong, load goods on a mock canal boat, experience one of Cincinnati's five inclines and view local historical photographs of these forms of transportation.

**OH H:** 1, 2, 3, 4; **G:** 1, 2, 3, 4, 5, 6; **E:** 1, 2, 3, 5

**KY G:** 1, 2, 3, 4, 5; **E:** 1, 2

### Business Beginnings 2<sup>nd</sup>–6<sup>th</sup>

Investigate soap and candle-making, meatpacking, furniture-making and brewing in 19th-century Cincinnati. Work in small groups to review period business records, illustrations and historical artifacts. Learn how productive resources were used in these industries and how they impacted production and consumption. Get to know economic terms such as opportunity cost, scarcity, profit and loss.

**OH H:** 3, 4; **G:** 2, 3, 4, 6; **Gov:** 2, 3; **E:** 2, 3, 4, 5, 6

**KY E:** 2, 3, 4, 5

### On the Trail with Lewis & Clark 2<sup>nd</sup>–8<sup>th</sup> **ES**

Take an imaginary trip with Lewis and Clark to explore President Jefferson's recent acquisition of the Louisiana Purchase. Why were they going? What did they pack? Answer these questions and more as we head out on our adventure. Use a choose your own adventure game, maps, historical artifacts and primary source material to study the wildlife, unknown lands and people that the Corps of Discovery encountered on their journey. Primary source material includes an 1803 Meriwether Lewis letter.

**OH H:** 2, 3, 4, 7, 8; **G:** 2, 3, 4, 5, 6, 8; **Gov:** 6

**KY H:** 2, 8; **G:** 3, 5; **E:** 4, 5

### Uncovering Egypt 2<sup>nd</sup>–8<sup>th</sup> **ES**

Calling all Egyptologists! Explore archaeology, the science that unlocks the secrets of past civilizations. Excavate and analyze artifacts from a replica burial site to deduce their owner's identity and expand your knowledge of Egyptian culture. Immerse yourself in this world of hieroglyphs, pharaohs and gods and goddesses galore!

**OH H:** 6, 7; **G:** 6; **Gov:** 6

**KY H:** 6; **G:** 6; **C:** 6

## Key

- ES** Available as Exploration Station
- V** Available to be presented virtually
- \*** Requires large open space such as muscle room or small gym



# Group Educational Programs

## Walking City 2<sup>nd</sup>–8<sup>th</sup> ES

Explore how geographic factors kept Cincinnatians confined to the downtown basin and learn why our city remained a walking city longer than most. Use a giant authentic 1863 urban map, its key, advertisements from the city directory and illustrations to perform a series of tasks that help you understand what life was like then in downtown Cincinnati.

**OH H:** 2, 3, 4, 8; **G:** 2, 3, 4, 5, 6, 7, 8

**KY G:** 2, 3, 4, 5, 8

## When Two Worlds Met 2<sup>nd</sup>–6<sup>th</sup> ES

The North American fur trade connected people from two different worlds. Exchange furs and coins for replica goods from a late 18th-century trading post. Learn about the Battle of Fallen Timbers by stepping into roles as the signers of the Treaty of Greenville. Experience a period beaver felt hat, wampum and a calumet.

**OH H:** 2, 3, 4, 5; **G:** 2, 3, 4, 5, 6; **Gov:** 6; **E:** 5

**KY H:** 2, 4; **G:** 2, 3; **E:** 4, 6

## Coming to America 3<sup>rd</sup>–8<sup>th</sup> V

The 19th century brought people from all around the world to the United States. Explore the push-and-pull factors that influenced immigrants to leave their homes and learn how these groups impacted local communities. Learn what immigrating through Ellis Island was like and follow the journey of an actual immigrant.

**OH H:** 3, 4; **G:** 3, 4, 5, 8; **E:** 3

**KY E:** 4; **G:** 3, 4, 5, 8; **H:** 3

## Liberty on the Border 3<sup>rd</sup>–8<sup>th</sup> ES

Imagine life as a Civil War soldier and interact with hardtack, period ammunition and a haversack containing personal supplies and historical letters written during the war. Learn about Civil War causes, economic effects, important figures and territorial expansion through photographs, prints, maps, replicas and other period materials.

**OH H:** 3, 4, 8; **G:** 3, 4, 5, 6, 8; **Gov:** 6, 8; **E:** 7, 8

**KY H:** 5, 8; **G:** 3, 8; **C:** 8



## Lotions, Potions & Strange Notions 3<sup>rd</sup>–6<sup>th</sup> ES V

Learn about cholera, the disease at the root of multiple Cincinnati epidemics in the 1800s. Role-play its symptoms and discuss its causes (known and historical theories). Investigate the difference between a pandemic and an epidemic while matching “giant microbes” with the diseases they cause. Then, use mortars and pestles to roll herbal pills like those dispensed by 19th-century apothecaries.

**OH H:** 3, 4; **G:** 3, 4, 5, 6

**KY G:** 3

## The Underground Railroad: Its History, People & Glory 3<sup>rd</sup>–8<sup>th</sup> ES

Recreate elements of the Underground Railroad through photographs, maps, navigational tools, replica shackles and true stories of historical figures. Discover the resourcefulness, courage and determination of freedom-seeking enslaved people and abolitionists.

**OH H:** 3, 4, 5, 7, 8; **G:** 3, 4, 5, 6, 8; **Gov:** 3, 4; **E:** 5, 6

**KY H:** 3, 4, 5, 8; **G:** 3, 4, 5, 7, 8; **C:** 8



## Key

- ES** Available as Exploration Station
- V** Available to be presented virtually
- \*** Requires large open space such as muscle room or small gym

# Connecting with Classrooms Virtually

## Virtual Field Trips

Ready to explore our exhibits from school or home? Our virtual field trips are in-depth tours of exhibits through video walkthroughs, expert interviews and immersive content, all aligned with OH and KY content standards. Each reservation provides access for two weeks (Sunday through Saturday) and allows unlimited access to the reserved experience, so users may view the full experience multiple times or engage with a different section each day.

[www.cincymuseum.org/virtual-field-trips/](http://www.cincymuseum.org/virtual-field-trips/)



## Available Now

### ***The Cave***

From waterfalls and stalactites to fossils and troglobites, discover all the features in *The Cave's* twists and turns. Designed for grades 2-7 but contains engaging content for grades 8-12 and adults.

### ***Dinosaur Hall***

Meet huge dinosaurs and learn what we know about the Jurassic environment from other animals and plants. Experience how dinosaurs adapted to thrive. Designed for grades 4-8 but contains engaging content for grades 2-3, high school and adults.

### ***Maya: Daily Life & New Discoveries***

Immerse yourself in the genius of the Maya. Learn about the Maya people; daily life and agriculture; the rise and fall of the Maya people; breakthrough discoveries from the University of Cincinnati; and Maya culture today. This experience is designed for grades 5-7 but contains engaging content for grades 3-4, high school and adults.

### ***Maya: Royalty, Art & Cosmic Balance***

Learn about the Maya people; cosmic balance, gods/goddesses and divine kingship; art; writing; timekeeping; and Maya culture today. This experience is designed for grades 5-7 but contains engaging content for grades 3-4, high school and adults.

### ***Public Landing***

The *Public Landing* visits a city built on innovation. Learn how Cincinnati is a city of immigrants and transplants, a city whose defining features are inspired by the diverse population who has called it home. This experience is designed for grades 5-7, but contains engaging content for grades 3-4, high school and adults.

### ***Science Interactives, sponsored by Procter & Gamble***

Explore simple machines, potential and kinetic energy and how energy can move "unseen" through our world. This experience is designed for grades 4-7, but contains engaging content for grades 2-3 and high school.

### ***Shaping Our City: First Settlement to 1920***

Venture through time to explore the Cincinnati region from before the 1700s to 1920. From canoes and flatboats, to steamboats and trains, to inclines and streetcars, discover how Cincinnati's transportation story has changed. Explore historic vehicles and objects, maps, photographs, media and interactive elements to see how Cincinnati's urban design has both connected and divided the city and its people. This experience is designed for grades 3-8 but contains engaging content for high school and adults.

### ***Shaping Our City: 1920 to Today***

Venture through time to explore the Cincinnati region from 1920 to the present. From trains and cars, to Hyperloops and rideshare systems, Cincinnati's transportation story is still being written. Explore historic vehicles and objects, maps, photographs, media and interactive elements to see how Cincinnati's urban design has both connected and divided the city and its people, and peek into the future at what the next transportation breakthrough may be. This experience is designed for grades 3-8 but contains engaging content for high school and adults.

## Coming Soon

### ***Ice Age Gallery***

Journey back in time to discover what the region looked and felt like more than 23,000 years ago.

### ***Made in Cincinnati***

From Porkopolis to tomorrow's modern tech hub, discover how innovation is, and always has been, in Cincinnati's DNA.

### ***Neil Armstrong Space Exploration Gallery, presented by the Harold C. Schott Foundation***

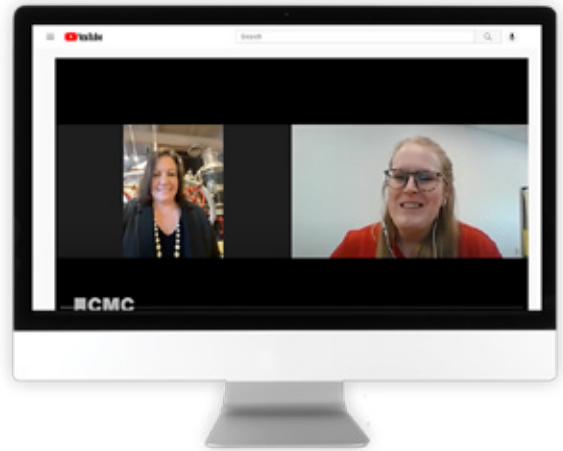
Follow in the small steps and giant leaps of Neil Armstrong and see if you have the right stuff to explore Mars and beyond.



# Connecting with Classrooms Virtually


## Conversations with an Expert

Invite a CMC science or history curator, a librarian from the Cincinnati History Library and Archives, member of the exhibit design and fabrication team or other expert to a live, virtual conversation with your students! Connect your classroom with experts in archaeology, zoology, paleontology and Cincinnati history. Learn about their background, explore their research and study some of CMC's collection objects. Contact [lawson@cincymuseum.org](mailto:lawson@cincymuseum.org) for a list of experts and topics.



## Virtual Group Educational Programs

In-person connections not an option? Bring CMC's vibrant programs live to your classroom (or class-ZOOM) via virtual connection. CMC can supply the connection or present on a variety of platforms. See pages 12-18 for details.





## Cincinnati History Library and Archives

The Cincinnati History Library and Archives have been collecting and preserving materials related to Greater Cincinnati, Ohio and the Old Northwest Territory since 1831, housing one of the most significant regional history collections in the United States with thousands of books, pamphlets, maps, manuscripts, photographs and films. The Library and Archives house collections relating to the social, political, economic and cultural history of Cincinnati and the surrounding area. Along with our manuscript collection, the library also has photos, maps, early newspapers and printed works covering a vast array of topics, from abolitionism to wartime recipes.

Use the Library and Archives' extensive collection of primary and secondary source documents to examine events from Cincinnati's past from multiple perspectives. Contact [library@cincymuseum.org](mailto:library@cincymuseum.org) to schedule a group visit. We can accommodate up to 20 students at one time. Visit <https://www.cincymuseum.org/cincinnati-history-library-archives/> for access to digital journals, online exhibits and other primary and secondary source material.



## Ohio History Day

Ohio History Day asks students to be creative and collaborative and think critically about history. By engaging students in grades 4-12 in research, this year-long program provides an opportunity for students to practice cross-curricular learning and practical application, while developing public speaking skills. Students choose to write an **essay**, create a **documentary**, build and display an **exhibit**, write and **perform** a song or play or create a **website** to be shared with an authentic audience of local historians and community partners.

Led by Ohio History Connection and coordinated regionally by CMC, Ohio History Day is an affiliate of the award-winning National History Day program. We are proud to co-host Ohio History Day's Region 8 competition for Adams, Brown, Butler, Clermont, Clinton, Hamilton, Highland and Warren counties. **It's not just a day, it's an experience!**

The theme for 2023 is: *Frontiers in History: People, Places, Ideas.*

For additional details visit [ohiohistory.org/learn/education-and-outreach/ohio-history-day](http://ohiohistory.org/learn/education-and-outreach/ohio-history-day).



## Cincinnati Museum Center Youth Programs

Cincinnati Museum Center's Youth Programs is a developmental program for youth between the ages of 13 and 18 focusing on four missions: Career Development, Leadership Development, College Preparation and Exposure to Diversity. We offer a wide array of educational, career and leadership development opportunities along with important life skills, experience and the chance to earn a paid Cincinnati Museum Center position.

Recruiting starts at the beginning of each calendar year, and we rely on educators to help identify young individuals that show a pattern of high academic achievement but could use a boost in support to enhance their chances of future success. Examples of youth that could benefit from this program might fall under the following identifiers: lower family-income brackets, first-generation college-bound students and students on free or reduced-price meal plans, although we welcome youth from all backgrounds.

<https://www.cincymuseum.org/youth-programs/>



## Just for Educators

### Educator eNewsletter

Sign up at [cincymuseum.org/educators](http://cincymuseum.org/educators) to receive the latest information about upcoming special exhibitions, discounts, preview nights and much more.

### Exhibit-Related Resources

Enhance your experience by using activities developed specifically for school groups, such as scavenger hunts and exhibit guides. Discover a variety of enhanced resources by visiting [cincymuseum.org/educators](http://cincymuseum.org/educators).

### Discounted Membership

Receive a \$20 discount on a CMC Membership by showing your school ID. Memberships are not valid on group visits. Find the Educator Membership form at [cincymuseum.org/join](http://cincymuseum.org/join).

### Preview and Prep

Have you booked a field trip to CMC and want to visit to prepare? Educators may visit any museum for free one time before their scheduled field trip. Simply bring your confirmation letter and ID to verify you are the booking teacher.

### Teacher Preview Nights

Preview our new special exhibitions or OMNIMAX® movies and see if they're a good fit for your classroom. Talk with our staff of educators to get more information about related programming. Sign up for our Educator eNewsletter to receive dates.



# Teacher Education

## ECSITE

### Early Childhood Science Inquiry Teacher Education

CMC's ECSITE program helps early childhood educators create and implement inquiry-based science activities for their students. Participating educators complete the program with greater understanding of different approaches to teaching science and the skills students develop through science activities that will help them become successful learners.

ECSITE is an Ohio Approved Professional Development Training and a Kentucky Approved Early Care and Education Training.

### Comparing Approaches to Hands-On Science

Children approach learning about science in different ways. Educators should be able to vary their approaches to meet the needs of every student. Experience three approaches to teaching science in your classroom.

### Experiments

In order to help learners develop the process skills needed for science exploration and inquiry, teachers need to gradually give learners more responsibility for using these skills in science activities. Practice making small shifts in existing activities to help learners strengthen the process skills needed for scientific inquiry.

### Process Skills

Children young and old use the same process skills when learning science. Experience them in this hands-on workshop that will foster students' interests and success in science.

### Science Skills with Light and Shadows

Utilize the six science process skills through an inquiry-based investigation of light and shadows.

### Raising Questions

Students discover science through questions grounded in their own curiosity. Discover ways to stimulate curiosity and elicit student questions that ultimately lead to investigations.

Contact Tony Lawson at [tlawson@cincymuseum.org](mailto:tlawson@cincymuseum.org) for more details.



# Richard & Lucile Durrell Edge of Appalachia Preserve System

The Richard & Lucile Durrell Edge of Appalachia Preserve System, located in Adams County, Ohio, is a 20,000-acre nature preserve owned and managed by CMC and The Nature Conservancy in Ohio. The Edge is widely known for its xeric limestone prairies, dolostone outcrops, high quality streams and rare plants and animals, making it a perfect outdoor learning lab. Professional development opportunities are open to both formal and non-formal educators.

## Educators' Week 2023

June 4 – 9, 2023

Shawnee Lodge and Conference Center in Portsmouth, Ohio

Join formal and non-formal educators in their quest for new knowledge and teaching techniques during Educators' Week in beautiful Scioto County, Ohio. Gain an understanding of topics related to state academic standards by being immersed in a natural setting and supportive learning environment. Explore hands-on best practice strategies for introducing people to the natural world. Learn from top experts on a wide range of cross-curricular topics and explore new methods that will enhance your skills as an educator. By the conclusion of this unique, retreat-like conference, you will come away with a renewed sense of wonder, a feeling of community and kinship and the confidence to share your new knowledge with others.

Hosted by Cincinnati Museum Center's Edge of Appalachia Preserve System and supported by the Miami County Park District, Educators' Week will celebrate its 14<sup>th</sup> year at Shawnee State Forest, located in the rugged and rolling foothills of the Appalachian Mountains, approximately 15 miles west of Portsmouth, Ohio. Lodging and meals are included in the cost of registration, as well as electronic copies of all materials, a set of ODNR Field Guides, T-shirt, notebook and other helpful items.

Visit <https://educatorsweek.com> for more information

## Educators at the Edge Series 7

Hosted by CMC's Edge of Appalachia Preserve System, the Educators at the Edge workshops provide participants with field-based, experiential learning opportunities. Explore natural history topics while gaining new skills to be used in the classroom. These exciting classes are open to classroom teachers, naturalists and other non-traditional educators. Graduate credit through Ashland University is available as well as up to 45 contact hours.

For a list of classes and registration information, visit [cincymuseum.org/educator-workshops](http://cincymuseum.org/educator-workshops)





# Pricing Guide

		Experience	Cost	
<b>Admission</b> School groups with a minimum of 15 individuals	Museum Admission (Children's, History, Science Museums) per individual		\$10.50	
	Museum Admission with OMNIMAX® per individual		\$13.50	
	Museum Admission with <i>Holiday Junction Featuring the Duke Energy Holiday Trains</i> per individual		\$13.50	
	Museum Admission with Nancy & David Wolf Holocaust & Humanity Center per adult/student		\$20/\$13.50	
	Robert D. Lindner Family OMNIMAX® Theater per individual		\$6.50	
	<i>Holiday Junction Featuring the Duke Energy Holiday Trains</i> per individual		\$8	
	Nancy & David Wolf Holocaust & Humanity Center per adult/student		\$7.50/\$5	
	Reserved seating at lunch tables per individual		\$0.50	
<b>Group Educational Programs</b>	<b>Programs At Union Terminal</b> (Learning Labs)	<b>Early Childhood</b>	Single August – January	\$130
			Single February – July	\$145
			2 sessions *	\$215
			3 sessions *	\$300
		4 sessions *	\$385	
		<b>Elementary/Secondary Science and Social Studies</b>	Single August – January	\$155
			Single February – July	\$175
			2 sessions *	\$255
	3 sessions *		\$360	
	4 sessions *	\$460		
	<b>Programs at Your Location</b> (Programs-on-Wheels)	<b>Early Childhood</b>	Single August – January	\$165
			Single February – July	\$180
			2 sessions *	\$270
			3 sessions *	\$375
		4 sessions *	\$480	
		<b>Elementary/Secondary Science and Social Studies</b>	Single August – January	\$180
			Single February – July	\$205
			2 sessions *	\$300
	3 sessions *		\$420	
	4 sessions *	\$540		
	<b>Exploration Stations</b>	Single Station – per hour (2-hour minimum)	\$155	
	<b>Travel fees for Programs at Your Location/Exploration Stations</b>	0-35 miles	\$0	
		36-55 miles	\$50	
		56-75 miles (minimum of two sessions required)	\$65	
		76-100 miles (minimum of three sessions required)	\$80	
		101-125 miles (minimum of four sessions required)	\$90	
		Beyond 125 miles (minimum of four sessions required)	Call for price	
	<b>Virtual Programs</b>	Early Childhood Group Educational Program	\$125	
Primary/Secondary Science/Social Studies Group Educational Program		\$140		
Virtual Field Trip – single exhibit (price per exhibit)		\$75		
Virtual Field Trip – multiple exhibits (price per exhibit)		\$67.50		
Virtual Field Trip – in combination with Field Trip Museum Admission		\$0		
Conversation with an Expert (price per conversation)		\$75		
<b>Additional Presenter Fee</b>	If needed	\$35		

\* Same program, same day, same location



**Cincinnati Museum Center**  
1301 Western Avenue  
Cincinnati, Ohio 45203  
[cincymuseum.org](http://cincymuseum.org)



## Stay Connected!

### Email

General Information  
School & Teacher Partnerships  
Group Educational Programs

[schools@cincymuseum.org](mailto:schools@cincymuseum.org)  
[tlawson@cincymuseum.org](mailto:tlawson@cincymuseum.org)  
[vhorobik@cincymuseum.org](mailto:vhorobik@cincymuseum.org)

### Online

Cincinnati Museum Center Website  
Cincinnati Museum Center Educator Resource Pages

[cincymuseum.org](http://cincymuseum.org)  
[cincymuseum.org/educators](http://cincymuseum.org/educators)

### Phone

School Reservations  
General Information

(513) 287-7021  
(513) 287-7000